


## BRA90000


This is a tidy way of removing the servo ABS unit from your bike but keeping the OEM pipe work in place. Ideal if you are considering fitting a new ABS unit at a later stage, or if you want the bike to still look original.

### All models - ECU fitment to BRA90000

You will need to remove the ECU from the ABS unit and have this ready along with the ABS mount bracket, as below:



The inside of the ECU will look like the picture below:




As you can see, this is a potentially fragile and exposed circuit board and it is important to make sure this doesn't get damaged as it can be a difficult to source part. It is also important to make sure it is sealed when fitting to the unit BRA90000. We suggest the use of silicone / instant gasket along the edge of the ECU and bracket to keep the electric circuit board sealed from water and dirt ingress. Attach ECU to the end of the bracket using the screws provided:



### Fitting BRA90000 Servo ABS removal unit to R850R R1150R R1150GS R1200C R1200 models

The bracket fits to the ABS mount bracket on the bike, it may need flipping over to mount properly. Please note, the bracket will vary depending on model.



This bracket is then fitted to the bike, and the ABS pipes fit into the top mounts as per previous set-up:



O-Rings are already installed in the top pipe connectors! Once the system is bled, you will be good to go, remembering that you have “conventional” braking, e.g. No ABS or linked brakes!

#### Fitting BRA90000 Servo ABS removal unit to R1200GS, R1200GSA, R1200RT and R1200ST

You will need to remove the ECU from the ABS unit and have this ready along with the ABS mount brackets. See steps at the beginning of the instructions regarding the ECU mounting to BRA90000.

This unit mounts to the brackets indicated below.

Due to the shape of the R1200 ABS mount brackets you may need to reuse the rubber bobbins. (Please note the bobbins will be required care is needed when removing them from the brackets):



#### Fitting BRA90000 Servo ABS removal unit to K1200LT

You will need to remove the ECU from the ABS unit and have this ready along with the ABS mount brackets. See steps at the beginning of the instructions regarding the ECU mounting to BRA90000.

This unit attaches to the ABS bracket at the mount holes indicated in the picture below:

