





CROSSPRO
PROTECTION PARTS



Trail Crash Bar Aluminium

BMW GS 1200 – 2008/12

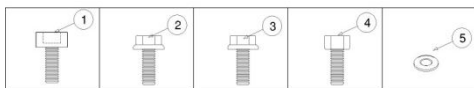
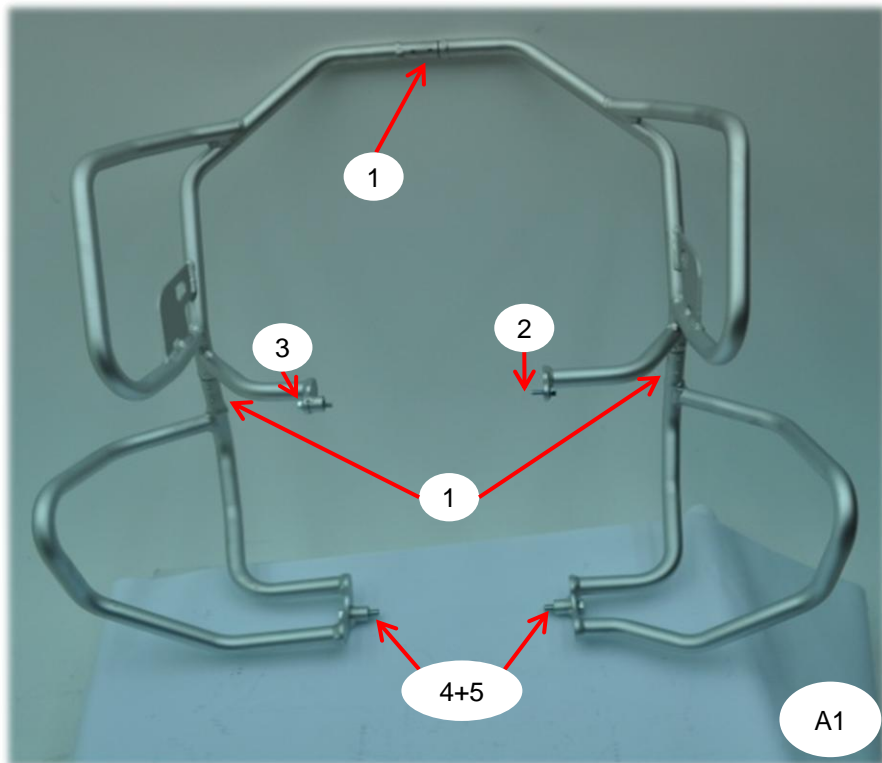
Ref: 2CP1250010

Cross-Pro - Componentes para Motociclos, Lda.

Rua do Vale – Travassô 3750-753 Águeda

Telf.: 234 629 044 Fax: 234 608 717

e-mail: geral@crosspro.pt web: www.crosspro.pt



5	-	Washer	M 10	2
4	-	Screw Hexagonal Head	M 10 X 1.5 X 40	2
3	-	Hex Screw with washer false	M 6 X 30	1
2	-	Hex Screw with washer false	M 6 X 20	1
1	-	Socket head Cap Screw	M 6 X 16	6
Item N°	Reference	Component	Description	Quant.

Attention - Follow the installation sequence has you can see in the photos .

(Photo A) You can see the complete right and Left side of the protection mounted in the bike , it is made of four parts, you can see where will be applied all components.

(Photo B1) Assemble the two parts of the right side using Item N°1.

(Photo B1, C1 and D1) Mount the protection on the bike as shown, use Item N°2, Item N°4 and Item N°5.

Perform this same sequence to mount the left side.

(Photo F1) To finish the assembly use Item N°1 to unite the two sides of the protection (left and right)

Trail Crash Bar Aluminium
BMW GS 1200 – 2008/12

