


**CROSSPRO**  
PROTECTION PARTS



**Trail Crash Bar Aluminium**  
**BMW GS 1200 - 2013**  
Ref: 2CP1250015

**Cross-Pro - Componentes para Motociclos, Lda.**  
Rua do Vale – Travassô 3750-753 Águeda  
Telf.: 234 629 044 Fax: 234 608 717  
e-mail: geral@crosspro.pt web: www.crosspro.pt





Second Part

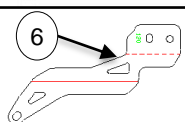
First Part



Original Screws





A




6	Clamp Inox (3mm)	Nº120	1
5	Nut Nylok	M8	3
4	Washer	M8	3
3	Socket Head Cap Screws	M8 x 25	3
2	Socket Head Cap Screws	M8 x 30	2
1	Socket Head Cap Screws	M6 x 16	6
Item Nº	Component:	Description:	Quant.

**Attention** - Follow the installation sequence as you can see in the photos  
**(1st Photo)** You can see the complete right side of the protection mounted in the bike, it is made of two parts  
**(2nd, 3rd and 4th photo)** Apply the first part of the protection using original screw and screw Item Nº2 in photo 3, point A.  
**(5th photo)** Apply the second part for the protection using screws Item Nº1 to unite to the first part of the protection, point B.  
**(6th and 7th photo)** Loosen the screws (point C) and apply the fixing stainless Nº120 (item 6); using to fix the items Nº3,4 and 5.  
**(8th photo)** To finish the assembly use Item Nº1 to unite the two sides of the protection (left and right), point D. Tighten all screws.


## Trail Crash Bar Aluminium BMW GS 1200 - 2013




B



C



7



8

D